



# Lyng Primary School Knowledge Organiser



History Topic:

How have toys changed?

Year 1

Spring

## To discover more:

Visit a toy shop.  
Discuss toys your  
Parents or  
Grandparents had.

## Let's recap...

In Reception, children looked at baby photos of themselves and discussed what they could do before and what they can do now. We look further this by comparing baby toys to childhood toys.

In Autumn term, children investigated their personal history using photographs; gaining a greater understanding of chronology and changes over time through discussion.



## When? (Timeline of key events for explorers)



## Enquiry questions that we will ask and explore:

### OVERARCHING BIG QUESTION OF UNIT:

How have toys changed?

- What is your favourite toy?
- Did your parents and grandparents play with the same toys as you?
- What were toys like in the past?
- What is similar and different about toys now and in the past?
- How have teddy bears changed over time?
- How have toys changed?

### Trip and HOOK.



A toy shop.

Sudbury Childhood Museum.

An 'old' visitor.

Teddy Bear Picnic.

Spelling	Definition
artefact	Objects from the past that historians study.
change	When something becomes different.
different	Not the same.
discovery	Finding something new.
evidence	Clues that help us learn about the past.
historian	Someone who studies history.
history	Things that happened a long time ago.
invented	Made for the first time.
material	What something is made from (such as wood).
memory	Something remembered from the past.
modern	New.
museum	A place where old and special things are kept.
now	What is happening today.
new	Made or bought recently.
old	From a long time ago.
past	A time that has already happened.
photograph	A picture taken with a camera.
play	To have fun!
present	What is happening now.
living memory	In the last 100 years. People who are still alive remember.
remember	To think about something from before.
similar	Almost the same.
timeline	A line that shows events in order.
teddy bear	A soft toy bear.
toy	Something you play with.



## Our Storytelling Approach to enhance engagement

<b>People:</b> Toy maker.		<b>Place:</b> England.		<b>Problem:</b> We need a toy that all the family can play with.	
------------------------------	---	---------------------------	---	---	---


### Key Facts and Famous Figures

- Toys have existed for thousands of years.
- They are made of materials available at the time.
- In the past, toys were made of wood, paper, metal, stones, string and fabric.
- Some children had trains, rocking horses and dolls. Other children had home-made toys such as peg dolls and rags stuffed with sawdust to make toy animals
- Many modern toys use electricity to work and are often made of plastic
- Things around us change as there are new inventions, such as electricity, plastic and computers.

#### Agreed Outcome

Create a toy museum to explain what they know about toys from the past.

#### Old toys



Made from wood or metal.




Moved by hand.




Made by hand.



#### New toys



Made from plastic.



Use batteries to move, light up or make noises.



Made by machine.

#### What is similar?



INTERFOTO / Alamy Stock Photo



#### What is different?



## History quiz

# Lyng Primary School Knowledge Quiz



History Topic:

How have toys changed?

Year 1

Spring

1. Draw any toys that children in the past played with and children still play with now?

Start:

End:

2. Match the similar toys.

Start:

Past



Present



End:

Past



Present



4. Circle the oldest teddy bear.

Start



End



5. Which invention changed the way we play with toys now?

		Start	End
A	Electricity and plastic		
B	Wood and glass		